

Contact block with 1 contact element, 1 NC, screw terminal, for front plate mounting ! Phased-out product! Successor is SIRIUS ACT 3SU1 Preferred successor type is >>3SU1400-1AA10-1CA0<<




Figure similar

Product designation	contact block
Contact block/ lampholder	
Number of lampholders	0
General technical data	
Product function	
• positive opening	Yes
Product component	
• diode	No
• lamp transformer	No
• Light source	No
• series resistor	No
Insulation voltage	
• rated value	400 V
Degree of pollution	class 3
Type of voltage	
• of the operating voltage	AC/DC
Surge voltage resistance rated value	4 kV

Protection class IP	
• of the enclosure	IP40
• of the terminal	IP20
Operating frequency maximum	1 000 1/h
Mechanical service life (switching cycles)	
• typical	10 000 000
Electrical endurance (switching cycles) with contactors 3RT1015 to 3RT1026 typical	10 000 000
Thermal current	10 A
Reference code acc. to DIN 40719 extended according to IEC 204-2 acc. to IEC 750	S
Reference code acc. to DIN EN 81346-2	S
Reference code acc. to DIN EN 61346-2	S
Design of the fuse link for short-circuit protection of the auxiliary switch with type of coordination 1 required	gG / Dz 10 A
Operating voltage	
• at AC	
— at 50 Hz rated value	5 ... 400 V
— at 60 Hz rated value	5 ... 300 V
• at DC	
— rated value	5 ... 230 V
Operating voltage 1	
• at AC	
— at 50 Hz rated value	400 V
— at 60 Hz rated value	300 V
• at DC rated value	24 V

Power Electronics

Contact reliability	one incorrect switching operation of 100 million switching operations (5 V, 1 mA)
----------------------------	---

Auxiliary circuit

Number of NC contacts for auxiliary contacts	1
Number of NO contacts for auxiliary contacts	0
Number of CO contacts	
• for auxiliary contacts	0
Operating current at AC-12	
• at 24 V rated value	10 A
• at 48 V rated value	10 A
• at 110 V rated value	10 A
• at 230 V rated value	10 A
• at 400 V rated value	10 A
Operating current at AC-15	

<ul style="list-style-type: none"> • at 24 V rated value • at 48 V rated value • at 110 V rated value • at 230 V rated value • at 400 V rated value 	6 A 6 A 6 A 6 A 3 A
Operating current at DC-12	
<ul style="list-style-type: none"> • at 24 V rated value • at 48 V rated value • at 110 V rated value • at 230 V rated value 	10 A 5 A 2.5 A 1 A
Operating current at DC-13	
<ul style="list-style-type: none"> • at 24 V rated value • at 48 V rated value • at 110 V rated value • at 230 V rated value 	3 A 1.5 A 0.7 A 0.3 A

Connections/ Terminals

Type of electrical connection	screw-type terminals
Type of connectable conductor cross-sections	
<ul style="list-style-type: none"> • for auxiliary contacts <ul style="list-style-type: none"> — solid — solid with core end processing — finely stranded with core end processing • at AWG conductors for auxiliary contacts 	2x (1.0 ... 1.5 mm ²) 2x (0.5 ... 0.75 mm ²) 2x (0.5 ... 1.5 mm ²) 2x (18 ... 14)
Tightening torque	
<ul style="list-style-type: none"> • for auxiliary contacts with screw-type terminals 	0.8 N·m

Ambient conditions

Ambient temperature	
<ul style="list-style-type: none"> • during operation • during storage 	-25 ... +70 °C -25 ... +80 °C

Installation/ mounting/ dimensions

Mounting type	front mounting
Height	36.5 mm
Width	10 mm
Depth	20 mm

Certificates/ approvals

General Product Approval	Functional Safety/Safety of Machinery	Declaration of Conformity
--------------------------	---------------------------------------	---------------------------



CCC



CSA



UL



VDE



EG-Konf.

Declaration of Conformity	Marine / Shipping	other
---------------------------	-------------------	-------

[Miscellaneous](#)



LRS

[Confirmation](#)

Further information

Information- and Downloadcenter (Catalogs, Brochures,...)

www.siemens.com/ic10

Industry Mall (Online ordering system)

<https://mall.industry.siemens.com/mall/en/en/Catalog/product?mlfb=3SB3400-0C>

Cax online generator

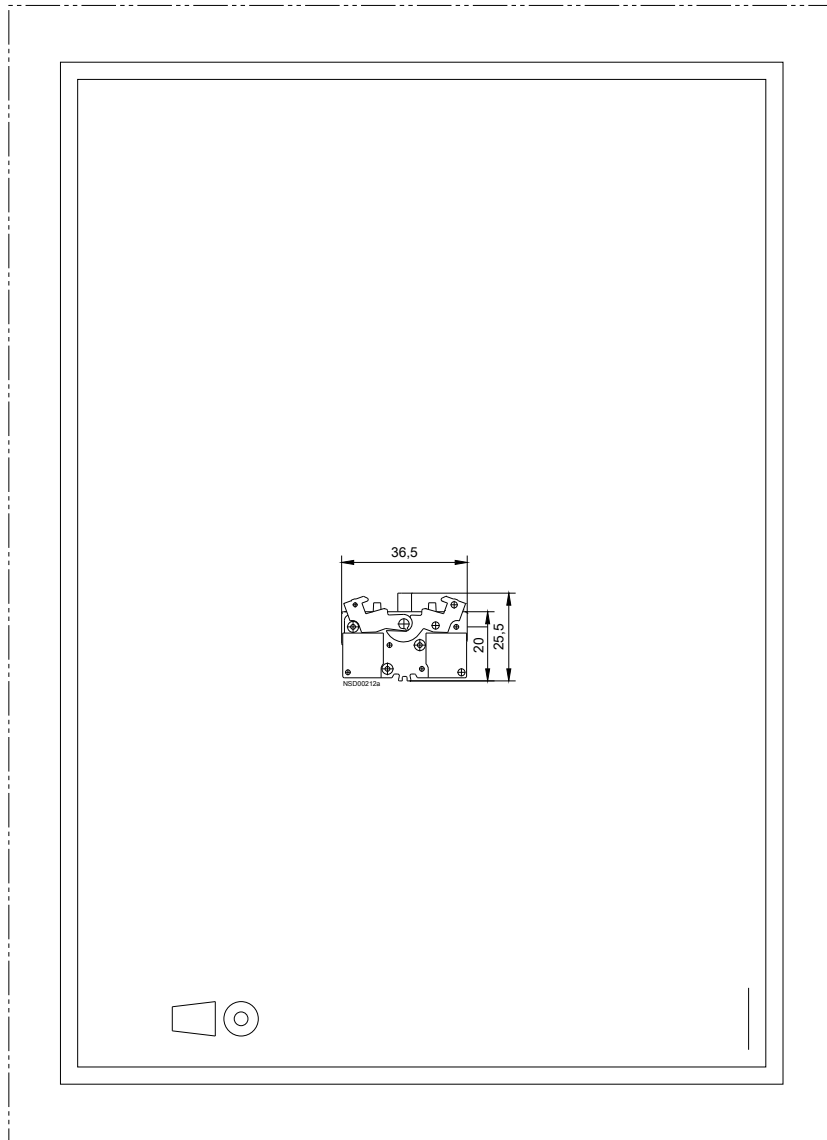
<http://support.automation.siemens.com/WW/CAXorder/default.aspx?lang=en&mlfb=3SB3400-0C>

Service&Support (Manuals, Certificates, Characteristics, FAQs,...)

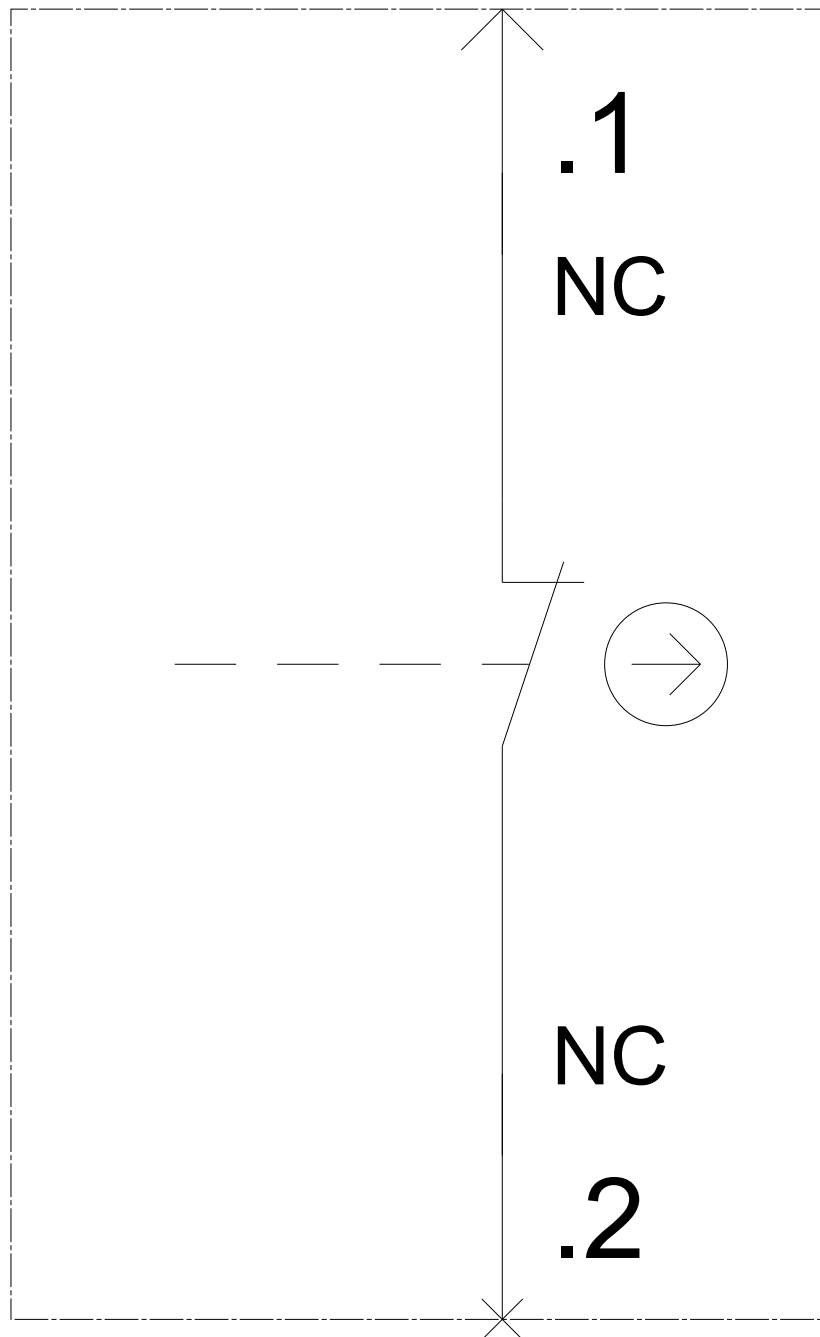
<https://support.industry.siemens.com/cs/ww/en/ps/3SB3400-0C>

Image database (product images, 2D dimension drawings, 3D models, device circuit diagrams, EPLAN macros, ...)

http://www.automation.siemens.com/bilddb/cax_de.aspx?mlfb=3SB3400-0C&lang=en



S



last modified:

01/08/2020